

E80 – The Impossible Class
Intro & Flight Basics

Engineering 80 S 2015
Erik Spjut

Important Dates

- 22 JAN 2015 – Labs Begin (Section 4)
- 30 JAN 2015 – 1st LabVIEW Assignment Due
- 12 MAR 2015 – Final Project Begins
- 18 APR 2015 – Final Project Launch 1
- 25 APR 2015 – Final Project Launch 2
- 4 MAY 2015 – Final Presentation, Final Project Due

2

Course Objectives

By the end of the course students will:

1. Demonstrate hardware and equipment skills
2. Demonstrate experimental and analytical skills
3. Demonstrate the beginnings of professional practice

3

Course Structure

- Informational Lectures
 - T Th from today through 26 FEB + 2
- Pre-lab
 - Modeling and Data Manipulation Prep
 - VIs & Code, Equipment Manuals, Ask Professors
- 6-hour Lab Sessions
- LabVIEW assignments
- Tech Memo
- Final Project
 - Launches
 - Final Report
 - Final Presentation

4

The E80 Website

- Fount of almost all knowledge (sort of like Wikipedia but harder to search)
- Sakai used for submission of LabVIEW assignments and labs, but almost nothing else

<http://www.eng.hmc.edu/NewE80/index.html>

5

What is the HMC Value Added?



How do you measure the value of a college education? Payscale has the salary data to rank hundreds of U.S. colleges and universities based on total cost and alumni earnings. Find the best returns on investment by school type, location, major and more.

Rank	School Name	2013 Cost (†)	20 Year Net ROI (‡)	Annual ROI (‡)	Grad Rate
1	Harvey Mudd College	\$229,500	\$980,900	8.8%	88%
2	California Institute of Technology (Caltech)	\$220,400	\$837,600	8.3%	92%
3	Massachusetts Institute of Technology (MIT)	\$223,400	\$831,100	8.2%	93%
4	Stanford University	\$236,300	\$789,500	7.8%	95%
5	Colorado School of Mines (In-State)	\$114,200	\$783,400	11.0%	67%

6

What is the HMC Value Added?

SILICON VALLEY BUSINESS JOURNAL

Dec 17, 2013, 6:28am PST | UPDATED: Dec 18, 2013, 1:26pm PST

The top 10 colleges that fuel the Silicon Valley



Here's the full list:

1. Stanford University: 0.193
2. Harvey Mudd College: 0.191
3. Massachusetts Institute of Technology (MIT): 0.133
4. Yale University: 0.112
5. Duke University: 0.083

7

HMC Engineering Value Added

- Technical Excellence
- Grasps essence of problem quickly
- Self educates quickly to needed expertise
- Not stuck in narrow expertise
- Delivers top-notch results quickly
- Communicates needs and solutions professionally

8

- <http://youtu.be/oRBchZLkQR0>

9

When could you be stuck on the escalator?

- Unfamiliar equation in lecture
- Unfamiliar term in data sheet
- Not enough detail in lab instructions
- Didn't quite get E59 and you're expected to use it, e.g., impedance
- Staring at a LabVIEW VI
- Expected to do an error analysis

10

E80 Expectations

- Professional Practice
 - Be prepared (do pre-lab).
 - Don't expect to be hand fed.
 - Ask for help when you're not making progress.
 - Budget your time, e.g., Section 3 completed by 8:30 PM.
 - Make efficient use of your team.

11

Experimental Engineering

- Determine Experimental Objectives.
- Model experiment to determine expected ranges of measured variables, and useful range of specified parameters.
- Use model to develop error models.
- Perform initial experiments and compare results with expectations and error estimates.
- Adjust input parameters to account for lessons learned.

12

Experimental Engineering (cont.)

- Perform remaining experiments.
- Plot experimental results with error bars on same graph with modeled results.
- Quantitatively explain similarities and differences.
- Quantitatively determine degree of attainment of Experimental Objectives.
- Make quantitative recommendations for future work.

13

Pre-Lab

- Read through the entire lab
- Create outline of lab report
 - Determine relative importance of different sections
 - Allocate time to different sections, e.g., if Section 1 is worth 10%, allocate 10% of 6 hours = 36 minutes. Plan to have it done by 7:06 PM.
- Allocate prep for different sections to team members

14

Pre-Lab (cont.)

- Determine which lecture(s) apply to this specific lab.
- Use lecture material to start writing report.
- Open and learn software and/or VIs that are specific to this lab.
- Set up models or spreadsheets for processing data.
- Test process example or synthetic data.

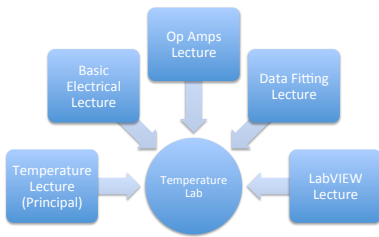
15

Pre-Lab (cont.)

- Use model and/or other info to determine input parameter ranges and output variable ranges.
- Read manuals for any unfamiliar equipment.
- Prepare list of questions for proctors and/or professors. Visit prof's as needed.
- Develop process router, task assignment for lab.

16

Example Connections



17

Pre- & Intra-Lab Don'ts

- You may NOT collect data (for you experiment).
- You may NOT manipulate or test hardware (except for your personally-owned myDAQ).
- You may NOT populate a protoboard.
- You may NOT use the laboratory equipment outside of lab.
- You may NOT process data collected during the lab.
- When in doubt, ask.

18

The E80 Website

- Fount of almost all knowledge (sort of like Wikipedia but harder to search)

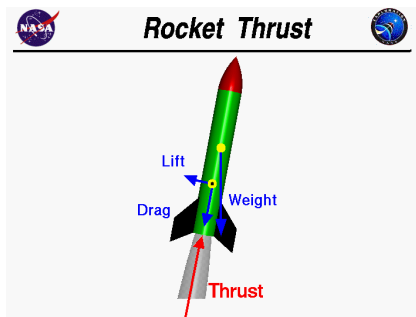
<http://www.eng.hmc.edu/NewE80/index.html>

19

Rocketry Basics

- Modeling and Measurement of Rocket Performance
- FAA
- Rocketry Certification

20



<http://exploration.grc.nasa.gov/education/rocket/bgmr.html>

21

Modeling and Measurement of Rocket Performance

- Full Full Model

$$\frac{d}{dt}(m\vec{v}) = \sum \vec{F} = Thrust + Lift - Drag - Weight$$

$$\frac{d}{dt}(J\vec{\omega}) = \sum \vec{T}$$

22

Modeling and Measurement of Rocket Performance

- Full Model

$$m\ddot{\vec{x}} = \sum \vec{F} = Thrust - Drag - Weight$$

$$J\ddot{\vec{\theta}} = \sum \vec{T}$$

- Rocksim

$$\vec{x}(t) = \vec{x}_0 + \vec{v}_0 t + \int_0^t \int_0^t \vec{a} dt dt$$

23

Altimeter Data Analysis

$$v(t) = \frac{d}{dt} x(t)$$

$$a(t) = \frac{d}{dt} v(t) = \frac{d^2}{dt^2} x(t)$$

24

Numerical Derivatives

- For a set of points x_0, x_1, x_2, \dots taken at times t_0, t_1, t_2, \dots
- Forward Difference

$$U_n = \frac{x_{n+1} - x_n}{t_{n+1} - t_n}$$

- Backward Difference

$$U_n = \frac{x_n - x_{n-1}}{t_n - t_{n-1}}$$

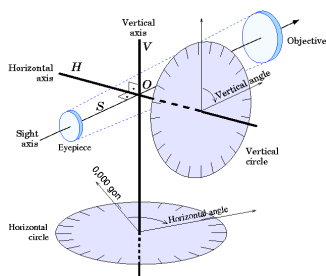
25

Noise Reduction

- Lowpass filter signal, derivative, or both
- Fit a smooth analytical function, e.g., cubic spline
 - Take analytical derivative

26

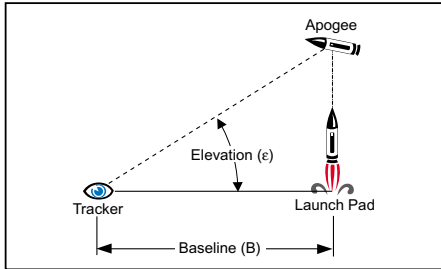
Inclinometer or Theodolite



http://en.wikipedia.org/wiki/File:Theodolite_vermeer.png

27

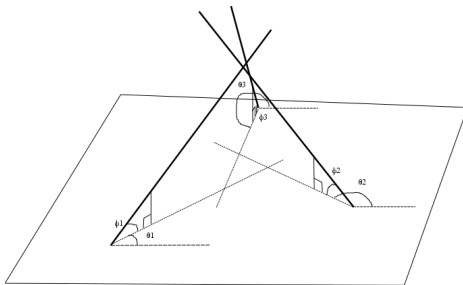
Inclinometer



<http://www.apogeerockets.com/education/downloads/newsletter92.pdf>

28

Three Theodolites



29

Lines in 3 Space

- Rarely intersect
- Use points of closest approach
- Details of calculation and VI to do calculation are on website

30

FAA Regulations

- **Class 1** - a model rocket that uses no more than 125 grams (4.4 ounces) of propellant; uses a slow-burning propellant; is made of paper, wood, or breakable plastic; contains no substantial metal parts; and weighs no more than 1,500 grams (53 ounces) including the propellant – Requires permission of the Fire Department and the property owner.
- **Class 2** – a high power rocket, other than a model rocket, that is propelled by a motor or motors having a combined total impulse of 40,960 Newton-seconds (9,208 pound-seconds) or less – Requires permission of FAA, Fire Department, and property owner. Operator must also be TRA or NAR certified.
- **Class 3** – an advanced high power rocket, other than a model rocket or high-power rocket – Has lots of regulatory restrictions.
- Rockets flown in California require either State Fire Marshall certified motors or a bunch of permits.

31

NAR or Tripoli Certification

- Level 1
 - Can fly H and I impulse motors
- Level 2
 - Can fly J, K, and L impulse motors
- Level 3
 - Can fly M and above

32

11 APR 2015 [ROC](#) Launch

- 1 week before our first launch
- One team member can certify [Level 1](#).
 - Have to construct the Final Project rocket yourself.
 - Have to prep and load the motor yourself.
 - NAR best for general rocketeers
 - Tripoli best for BIG rockets
- Can test out rocket if desired.

33
