

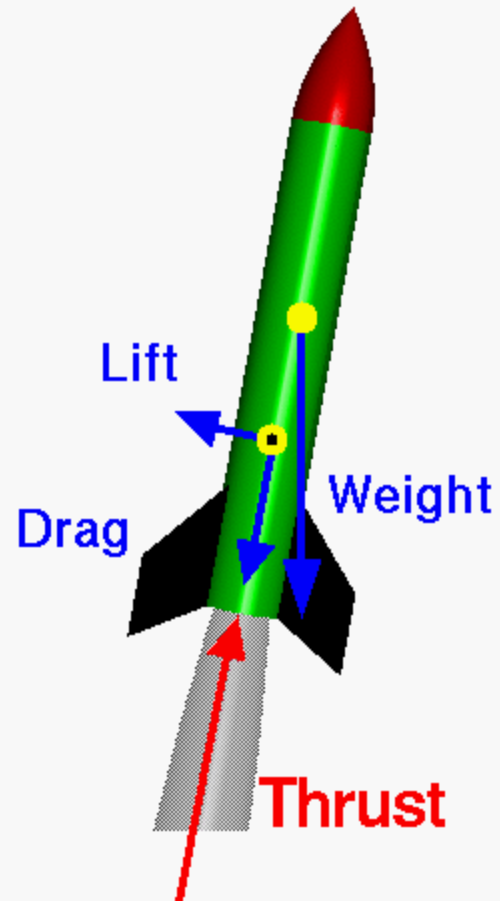
Thrust & Flight Modeling

F62T-M
3/11/2009
Linde Field

E80 Static Motor Test
Spring 2012

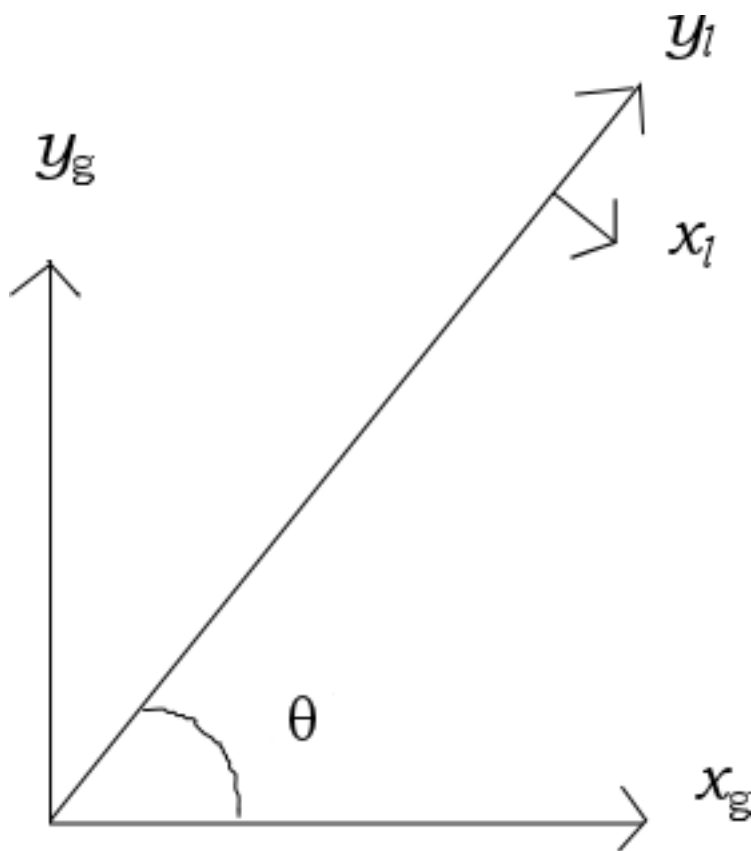


Rocket Thrust



<http://exploration.grc.nasa.gov/education/rocket/bgmr.html>

Local and Global Coordinate Systems



Thrust is always $+y_l$

Drag is always $-y_l$

Lift is always $+x_l$ or $-x_l$

Gravity is always $-y_g$

Wind is always $+x_g$ or $-x_g$

See for example <http://www.kwon3d.com/theory/transform/rot.html> ,
and <http://www.kwon3d.com/theory/transform/transform.html>


3 DOF Equations of Motion (global coordinates)

- x – horizontal

$$m\ddot{x} = F_{Tx} - F_{Dx} + F_{Lx}$$

- y – vertical

$$m\ddot{y} = F_{Ty} - F_{Dy} + F_{Ly} - mg$$

- θ – Angle (about CM )

$$J\ddot{\theta} = T_L \quad \text{You may need to include damping.}$$

Drag & Lift

- Drag (acting at CP) 

$$\vec{F}_D = -C_D A_P \rho \frac{V^2}{2} \hat{y}_l$$

- Lift (acting at CP) 

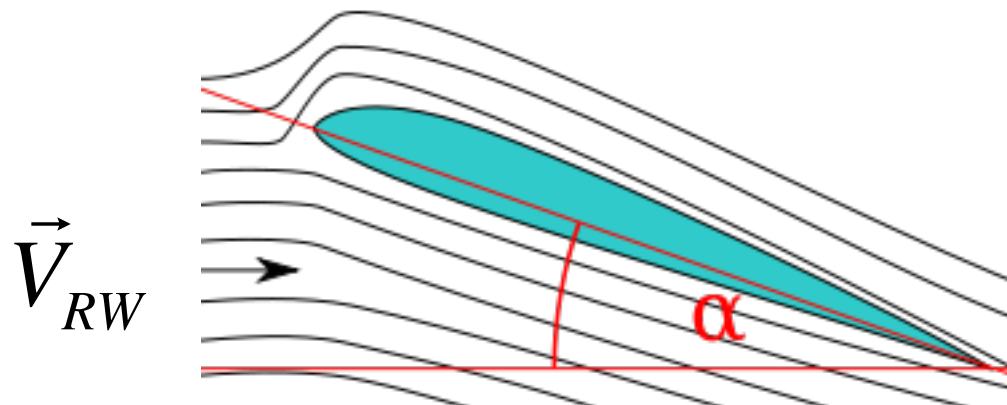
$$\vec{F}_L = \pm C_L S \rho \frac{V^2}{2} \hat{x}_l$$

Angle of Attack

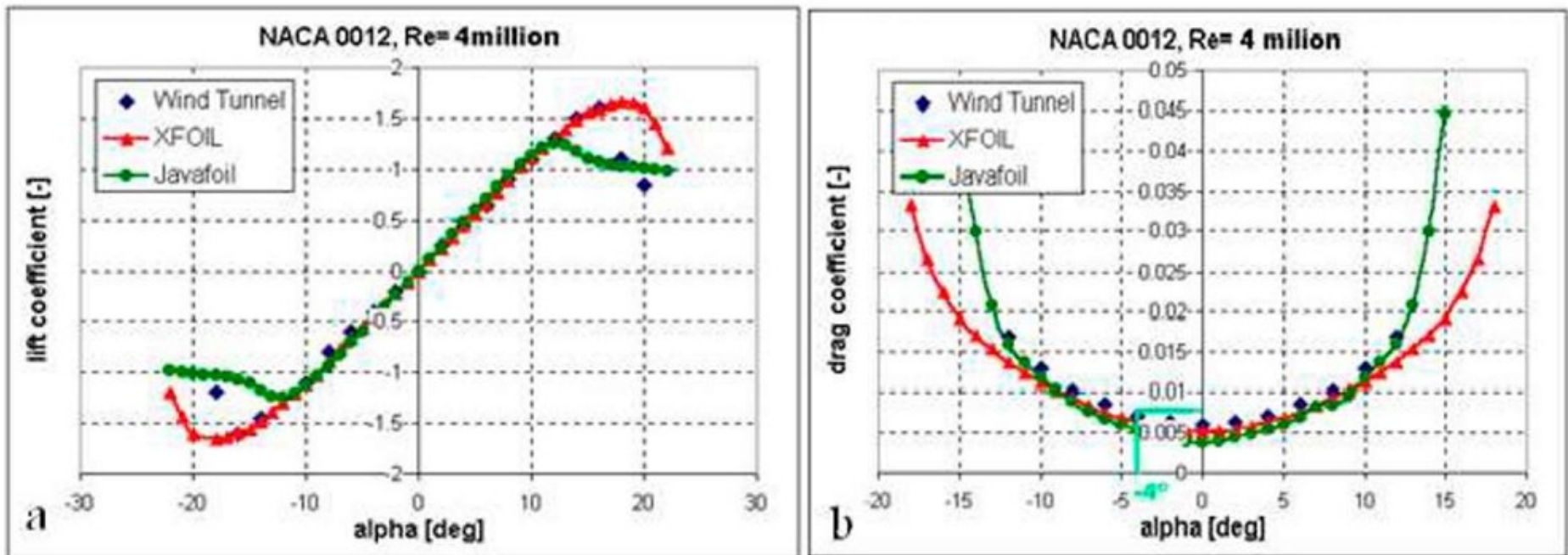
- Relative Wind

$$\vec{V}_{RW} = -\vec{V}_{Rocket} + \vec{V}_{Wind}$$

- Angle of Attack



C_D and C_L versus α



<http://what-when-how.com/experimental-and-applied-mechanics/parametric-study-to-optimize-aluminum-shell-structure-under-various-conditions-experimental-and-applied-mechanics-part-1/>

Numerical Solution of ODEs

- Express as system of 1st-order ODEs

$$\frac{dV_x}{dt} = \frac{F_{Tx}(t) - F_{Dx}(t)}{m}$$

$$\frac{dx}{dt} = V_x$$

Numerical Solution of ODEs

- Determine initial conditions, e.g.,

$$V_{x0}, x_0, V_{y0}, y_0, \omega_0, \theta_0$$

- Choose a solution method
 - Explicit Euler
 - Implicit Euler
 - Runge-Kutta

Explicit Euler

- The set of equations to solve is

$$\dot{\mathbf{y}}(t) = \mathbf{F}(\mathbf{y}(t), t)$$

- For each time step the solution is

$$\mathbf{y}_{n+1} = \mathbf{y}_n + h\mathbf{F}(\mathbf{y}_n, t_n)$$

$$t_{n+1} = t_n + h$$

Explicit Euler

- Stability of solution depends on time step
 - Small h good for stability, bad for solution size
- For example

$$\dot{y} = -\alpha y$$

$$y_{n+1} = y_n + h(-\alpha y_n) = (1 - h\alpha) y_n$$

What Do You Need?

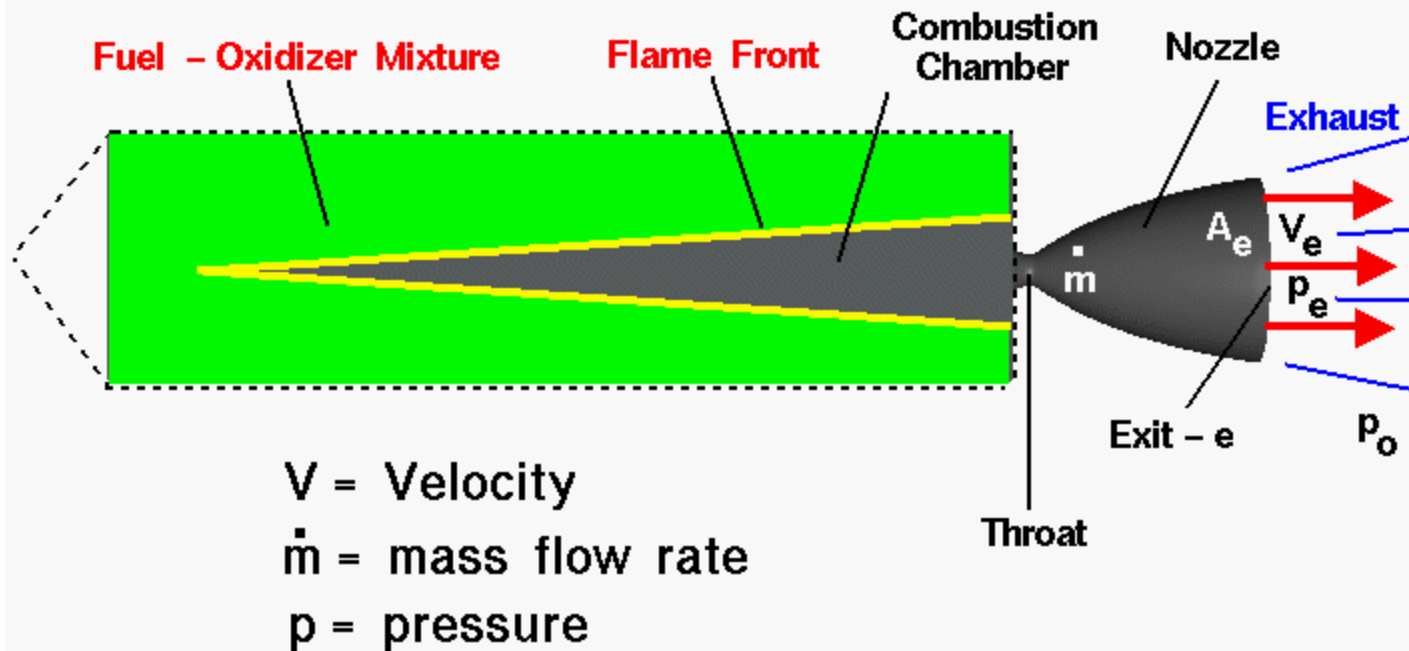
- 1-DOF
 - Mass
 - Thrust Curve
 - Drag Coefficient
 - Projected Area

What Do You Need?

- 3-DOF add
 - Lift Coefficient
 - Planform Area (or do you?)
 - Center of Mass
 - Center of Pressure
 - Moment of Inertia



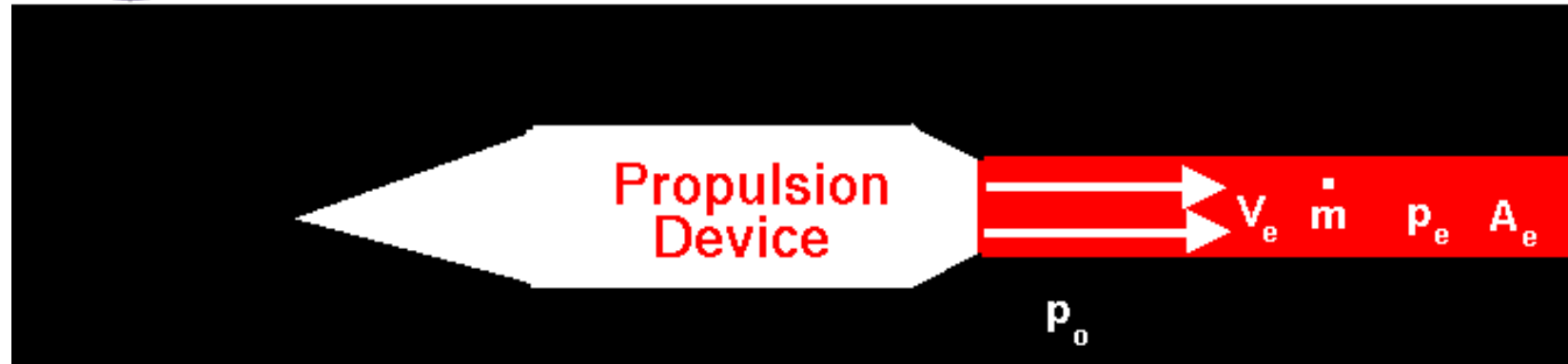
Solid Rocket Engine



$$\text{Thrust} = F = \dot{m} V_e + (p_e - p_o) A_e$$



Specific Impulse



Rocket Thrust Equation $F = \dot{m} V_e + (p_e - p_o) A_e$

where p = pressure, V = velocity, A = area, \dot{m} = mass flow rate, F = thrust


Define: Equivalent Velocity: $V_{eq} = V_e + \frac{(p_e - p_o) A_e}{\dot{m}}$ $F = \dot{m} V_{eq}$

Define: Total Impulse: $I = F \Delta t = \int F dt = \int \dot{m} V_{eq} dt = m V_{eq}$

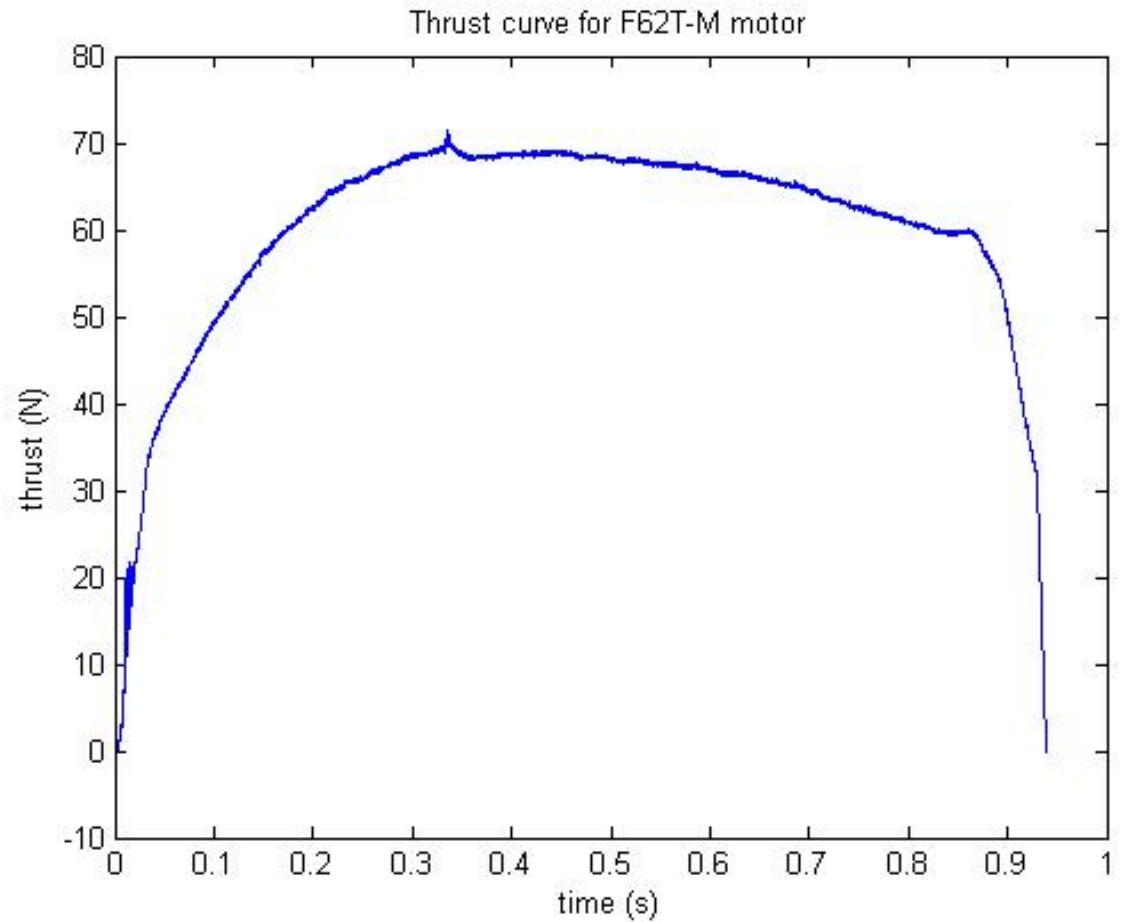
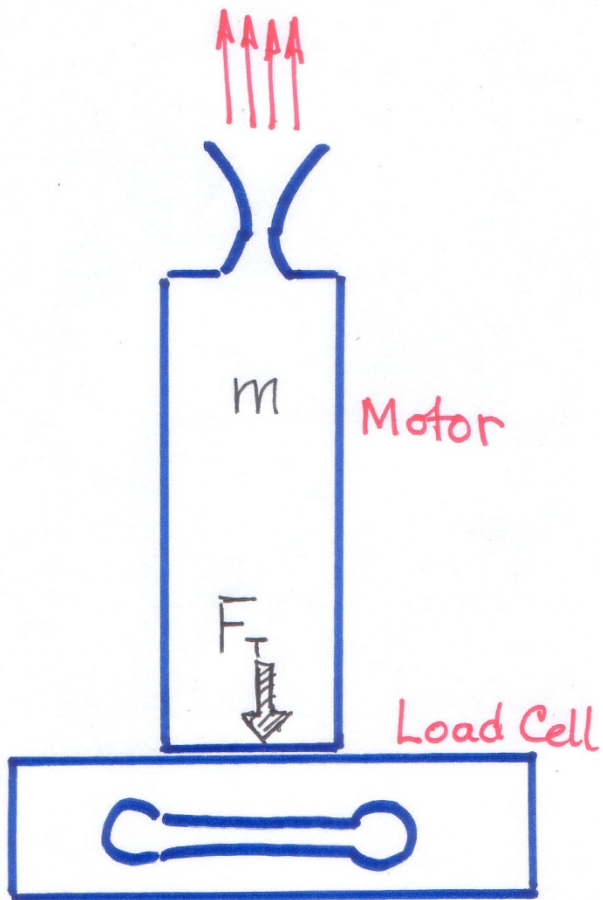
Define: Specific Impulse: $I_{sp} = \frac{\text{Total Impulse}}{\text{Weight}} = \frac{I}{m g_o} = \frac{V_{eq}}{g_o}$ **units = sec**

$$I_{sp} = \frac{F}{\dot{m} g_o}$$

Static Motor Test



Static Motor Test



Static Motor Test

$$F_T = \dot{m}V_e + (P_e - P_0)A_e = \dot{m}V_{eq}$$

$$\dot{m} = \frac{m_{final} - m_{initial}}{t_{burn}} = \frac{\Delta m}{t_{burn}}$$

$$V_{eq} \cong \frac{F_{T,average}}{\dot{m}}$$

Thrust Analysis

KINETICS
(Non equilibrium
processes)

Fuel Burn Rate

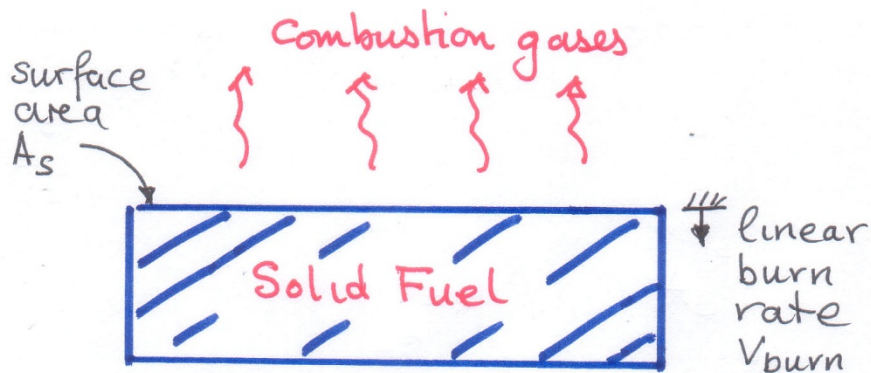
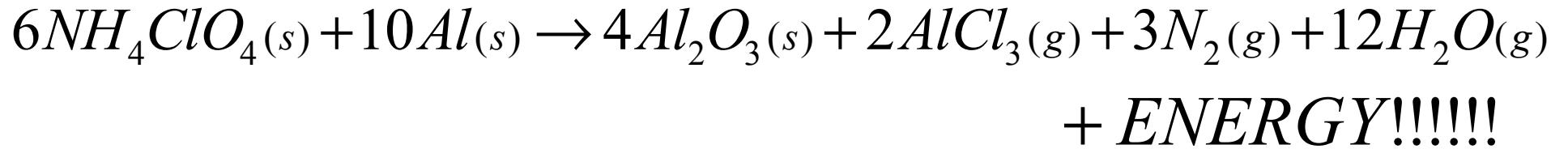
$$\dot{m}$$

THERMODYNAMICS
(Equilibrium processes)

Exit conditions from nozzle

$$V_e \quad P_e$$

Kinetics of Solid Fuel Combustion



$$\dot{m} = \rho_{fuel} A_s V_{burn}$$

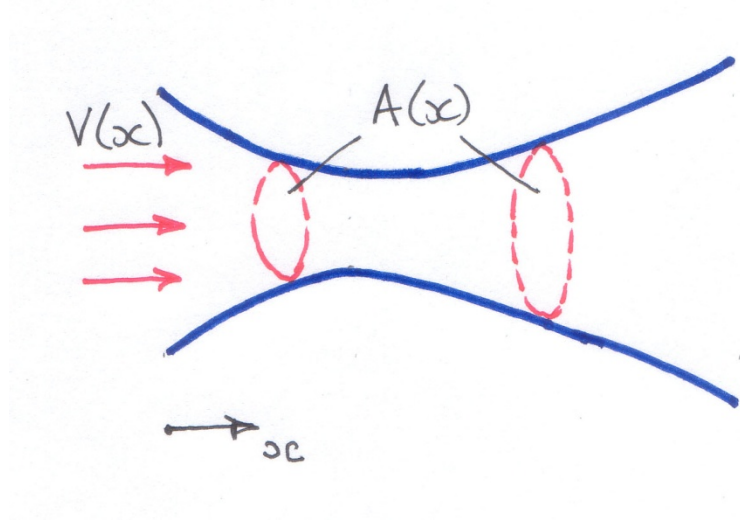
$$V_{burn} = kP_t^n$$

Thermodynamics of Flow Processes

$$\rho AV = \text{constant} \quad (\textit{mass balance})$$

$$h + \frac{1}{2}V^2 = \text{constant} \quad (\textit{energy balance})$$

Isentropic Flow through Nozzles



$$\frac{dA}{dV} = -\frac{A}{V} (1 - Ma^2)$$

For subsonic flow ($Ma < 1$)

$$\frac{dA}{dV} < 0$$

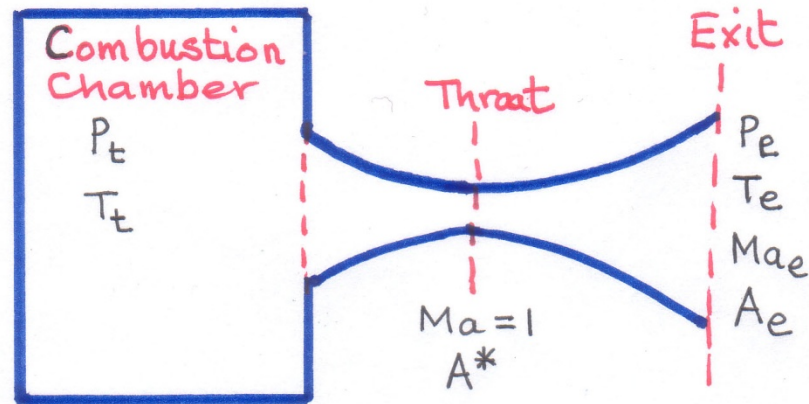
For supersonic flow ($Ma > 1$)

$$\frac{dA}{dV} > 0$$

For sonic flow ($Ma = 1$)

$$\frac{dA}{dV} = 0$$

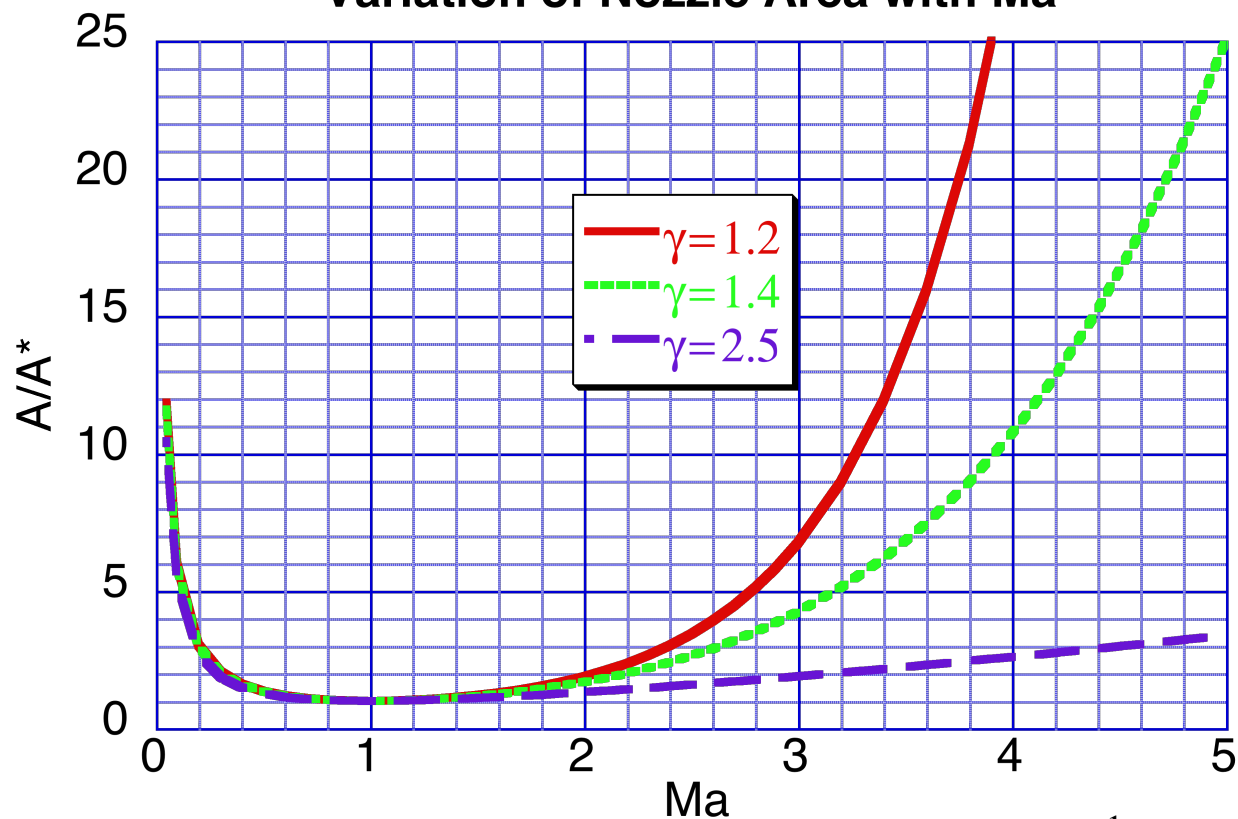
Isentropic Flow of Perfect Gas Through Converging-Diverging Nozzle



$$\frac{A_e}{A^*} = \frac{1}{Ma_e} \left[\left(\frac{2}{\gamma+1} \right) \left(1 + \frac{\gamma-1}{2} Ma_e^2 \right) \right]^{\frac{\gamma+1}{2(\gamma-1)}}$$

Isentropic Flow of Perfect Gas Through Converging-Diverging Nozzle

Variation of Nozzle Area with Ma



$$\frac{A}{A^*} = \frac{1}{Ma} \left[\left(\frac{2}{\gamma+1} \right) \left(1 + \frac{\gamma-1}{2} Ma^2 \right) \right]^{\frac{\gamma+1}{2(\gamma-1)}}$$



Rocket Thrust Summary



Known:

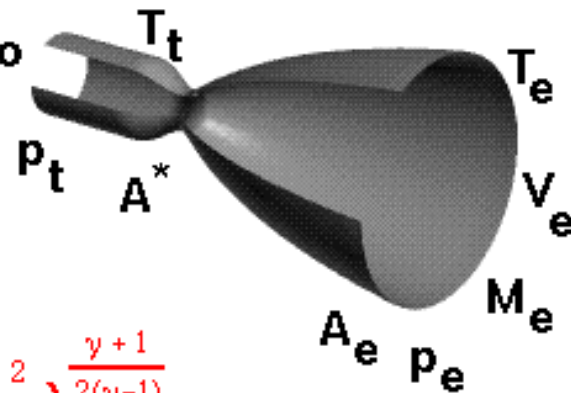
p_t = Total Pressure

γ = Specific Heat Ratio

T_t = Total Temperature

R = Gas Constant

p_o = Free Stream Pressure A = Area



Mass Flow Rate:

$$\dot{m} = \frac{A^* p_t}{\sqrt{T_t}} \sqrt{\frac{\gamma}{R}} \left(\frac{\gamma+1}{2} \right)^{-\frac{\gamma+1}{2(\gamma-1)}}$$

Exit Mach:

$$\frac{A_e}{A^*} = \left(\frac{\gamma+1}{2} \right)^{-\frac{\gamma+1}{2(\gamma-1)}} \frac{\left(1 + \frac{\gamma-1}{2} M_e^2 \right)^{\frac{\gamma+1}{2(\gamma-1)}}}{M_e}$$

Exit Temperature:

$$\frac{T_e}{T_t} = \left(1 + \frac{\gamma-1}{2} M_e^2 \right)^{-1}$$

Exit Pressure:

$$\frac{p_e}{p_t} = \left(1 + \frac{\gamma-1}{2} M_e^2 \right)^{-\frac{\gamma}{\gamma-1}}$$

Exit Velocity:

$$V_e = M_e \sqrt{\gamma R T_e}$$

Thrust: $F = \dot{m} V_e + (p_e - p_o) A_e$

E80 Static Motor Test Lab

1. Calibrate Load Cell
2. Measure Thrust Curve of Rocket Motor
3. Measure Average Mass Flow Rate
4. Model Flight 1-DOF & 3-DOF
5. Compare with Rocksim.